




# Fraction Through Music



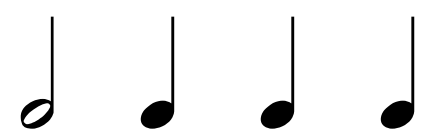
## Lesson 8. Introducing the Time Signature







# Fraction Music Game

The correct answer is:

**A.**   $\frac{4}{4}$   |  $\frac{1}{2} + \frac{1}{4} + \frac{1}{4} + \frac{1}{4} = \frac{2}{4} + \frac{3}{4} = \frac{5}{4}$   
1-2, 3, 4, 5.

**B.**   $\frac{4}{4}$   |  $\frac{1}{4} + \frac{1}{4} + \frac{1}{4} + \frac{1}{4} + \frac{1}{4} = \frac{5}{4}$   
1, 2, 3, 4, 5.

**C.**   $\frac{4}{4}$   |  $\frac{1}{4} + \frac{1}{4} + \frac{1}{2} = \frac{2}{4} + \frac{2}{4} = \frac{4}{4}$   
1, 2, 3-4.



# Fantastic!



# Fraction Music Game

The correct answer is with musical notes:

4  
4

Mi Mi Mi

The correct answer is with music notation:

4  
4

B B B






# Fraction Music Game

(For this part you can work with one friend or a group of friends)  
You get to play 3 musical pieces (examples). One is going to be the correct answer and that will be equal to 4 beats or to the 4\4 time signature. Play the other two examples shorter or longer for 2– 8 counts. Use half or quarter notes.

As the music is performed, ask your friend(s) to keep counting in their head along with each musical piece. Remind your friends that the musical piece has to be equal to 4 counts (beats).

Before you start to play, please tell your friend which musical piece you will play, for example: "Example A" and start your music with a count off: "Ready, Set, Go!".





Your name: \_\_\_\_\_

# Fraction Music Game

Lesson 8.

Create your own music!

Draw your music notes after the  $\frac{4}{4}$  Time Signature!

A.  $\frac{4}{4}$  |

B.  $\frac{4}{4}$  |

C.  $\frac{4}{4}$  |

Fantastic!





# Fraction Music Game

(Lesson 8. Student's Printout)

Name: \_\_\_\_\_

Which example is correct?

**A.**  Explain: \_\_\_\_\_

**B.**  Explain: \_\_\_\_\_

**C.**  Explain: \_\_\_\_\_



Fantastic!



## Hand Signs

## Recorder Fingering Chart


## Music Notes



Note B (Mi)




Left Hand Fingers:  
Front: Pointer  
Back: Thumb



Note A (Re)




Left Hand Fingers:  
Front: Pointer &  
Middle  
Back: Thumb



Note G (Do)



Left Hand Fingers:  
Front: Pointer,  
Middle & Ring  
Back: Thumb





Thank You!

